



DIGI PHOTO

ART 263 with Andrew Douglas Campbell

New class, New workflow:

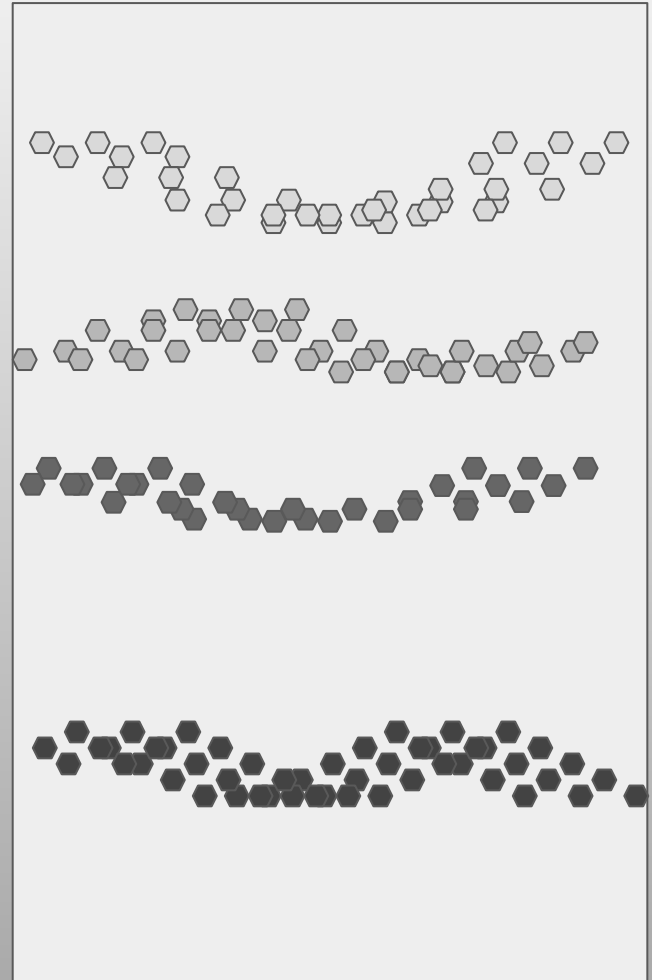
This syllabus was written for an in class environment; I have taken steps to make it accessible to remote learning. As this is an unpredictable situation we are in, I ask you to be aware that the terms, and policies are negotiable and subject to change as the term and our situation unfolds. I thank you all in advance for your patience and understanding.

What to expect:

New class materials will be posted twice a week, just like how we would be meeting in a classroom: Tuesdays & Thursdays, 4pm. We will have a short (probably about an hour) lecture, and/or discussion at the start of each class. Along with brief class meetings, all course material will be available on Moodle as pdfs and vids.

I will be at my computer and be available via zoom every Tuesdays & Thursdays, 4-7pm. Take advantage of this. It will be the most reliable way to get answers, assistance, feedback, advise, whatever. If these times are an issue for you I will also be taking appointments upon request.

The school requests that all correspondences take place through the email address and moodle account provided by LBCC. I heavily filter my LBCC inbox, so if you try to contact me from a non-LBCC email address you might be sent straight to spam.



What are we doing here?

ART 263: Digital Photography is a course in digital imaging as expressive medium. We will cover the capture, editing ~~and printing~~ of photographic images with Digital Tools. We will emphasise both formal and conceptual expression.

What will we learn?

- SOME OF THE OUTCOMES LISTED IN THE COURSE DESCRIPTION WILL NOT APPLY TO OUR ONLINE ONLY COURSE. LIKE THE USE OF SCANNERS AND PRINTERS, SO THEY HAVE BEEN REMOVED FROM THE SYLLABUS.

- Successfully expose, download, and edit a digital image.
- Accomplish basic to intermediate digital manipulation techniques.
- Examine the form and content of specific digital images relative to the cultures that produced them.

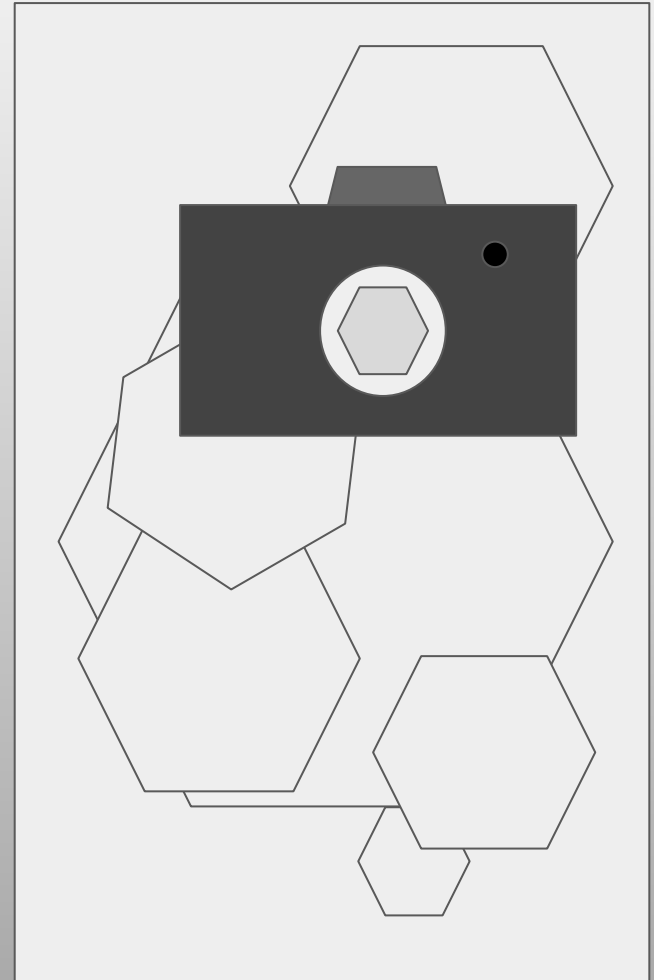
We will look at lots of art, from a range of contexts and perspectives

We will make lots of art.

Ayo camera, why are you like that? We will ask about the role the (camera) lens plays in defining meaning. We will ask the lens why is it so powerful and how did it get this way.

We will practice the practical skills of making images. And we will practice the conceptual skills of making meaning.

We will read about and talk about images in culture, and the culture of images.



What will I need for class?

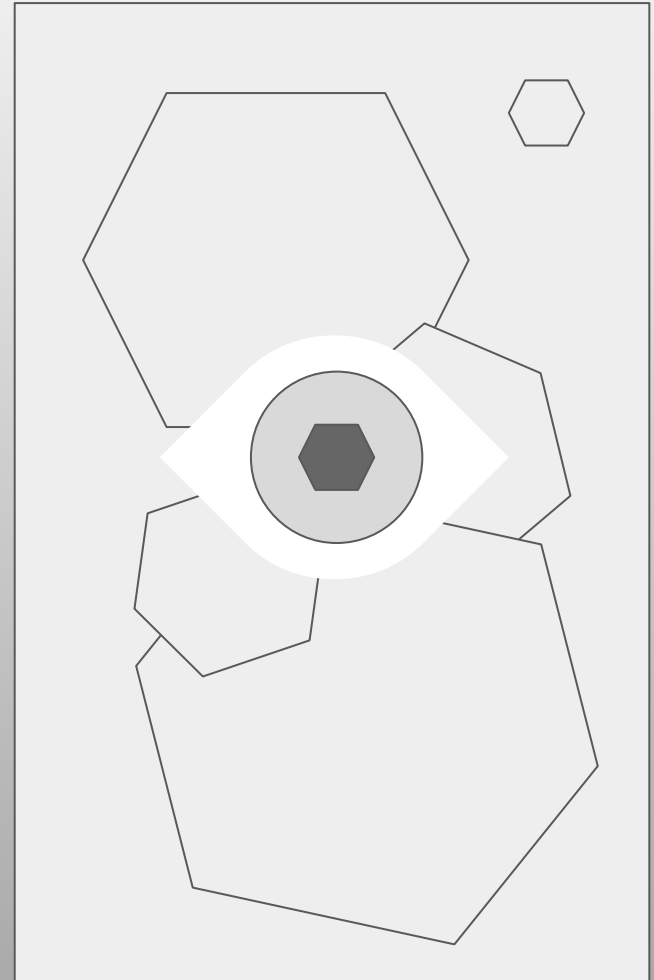
- Digital SLR camera (your own or checked out from LBCC) SD Card (8GB+)
- A working home computer with the capability of running Adobe Creative Cloud
- A reliable home internet connection
- Since we will not meet in person, nor be using computer labs you are not required to have external storage for your images, but it is recommended to store your images on an external backup drive.

Moodle:

We will be using Moodle for this course. All homework and workshops will be submitted on Moodle, and you will also find course material like lectures, slideshows, and other resources.

How is classwork handled?

All submissions will be due at midnight Monday night (unless otherwise noted). Late work will be docked 10% for each day it is late; 50% is the most late work will be docked. Late work is NOT eligible for revision.



What is expected of me?

Attendance & Participation

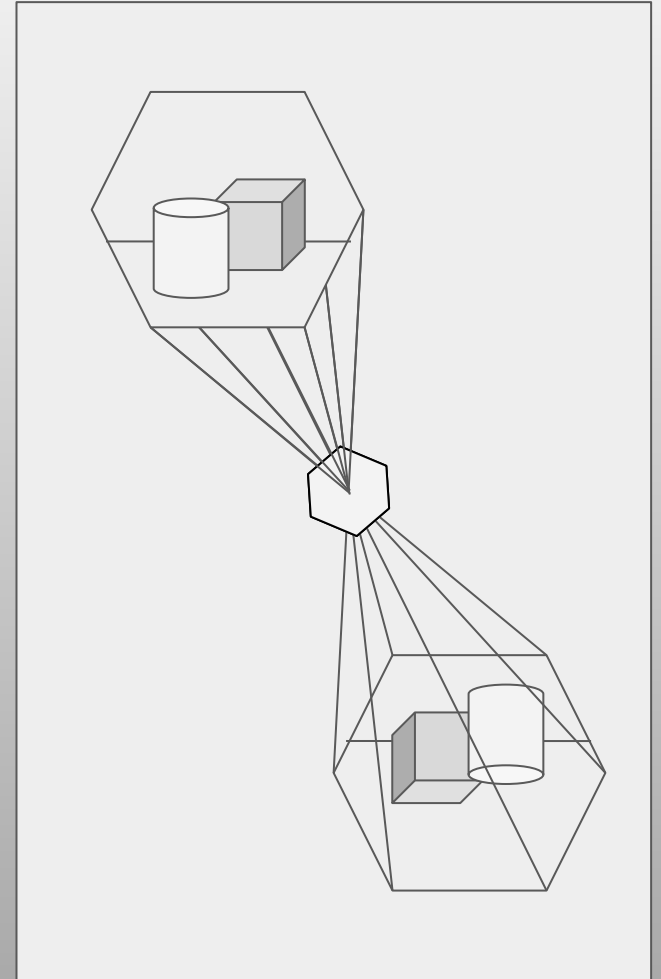
- I'm just going to go ahead and delete the entire attendance policy: as long as all deadlines are being met attendance is meaningless in our new format.

- That being said I recommend setting up a schedule for yourself; blocking out dedicated time to focus on the tutorials and workshops uninterrupted. This means closing out all socials, chat windows, and silencing phones for a specific amount of time. The quality of work improves when it is given dedicated time and focus; this is a fact supported by research.

Eat a good breakfast, get enough sleep, and bring coffee, tea, water, nuts, dried fruit, etc, ~~but refrain from eating full meals in class.~~

Your Power & Your Responsibility

You will be producing images and that is a very powerful act. As a manufacturer of images, you have an immense responsibility. Racism, sexism, homophobia, and other forms of discrimination will not be humored in this room. We reserve no space for words, speech, behavior, actions, or clothing/possessions that insult, diminish, demean, belittle, or threaten any individual or group of persons based on race, ethnicity, religion/faith, gender identity and expression, sexual orientation, ability, economic class, national origin, language, age, or other considerations. This is qualitatively different than a critical engagement with the realities of racism, sexism, transphobia, homophobia, xenophobia, etc. We must recognize that the line between what is discrimination and what is critically engaging can be a fuzzy, and requires empathetic, calm discourse. If you are uncertain, you **MUST** speak with me about your content. Work submitted for this class that violates this policy will receive a 'zero' without the possibility of revision.



What is expected of me? (cont.)

Expectations Regarding Pronouns

Within the context of this class, we will refer to one another with pronouns in place of names. Like names, pronouns are an important part of how we identify that deserve to be respected. Making assumptions about someone's gender can be hurtful, especially to members of our community who are transgender, genderqueer, or non-binary. Students are welcomed and encouraged to share their pronouns with the instructor privately or in class publically. Students in the class are expected to use the correct pronouns shared by their classmates and instructors.

How is this class evaluated?


- 20% - Workshops (weekly in-class exercises)
- 20% - Project 1 (Space is the Place)
- 20% - Project 2 (Dreams are Made of This)
- 20% - Project 3 (A Total Portrait)
- 20% - Reading/Writing (in 3 parts over the term)

All 3 projects include a transparent rubric for success. What is expected in each assignment should never be confusing or a mystery, if anything is every unclear to you please ask for more info. My goal is your success.

Not happy with a grade? REVISE IT!!!

All assignments are open to revision at anytime throughout the term. Revised work will be reviewed and considered for a higher grade; revising work will never lower your grade.

*Take note: turning in incomplete work and then submitting a revision is better for your grades than turning in complete work late.



What resources are available to me when I need help?

This is a very cursory list, but it is a place to start:

Me

I am available to assist you in any way I can. I meet students during regular office hours, and by appointment, and I can be reached via email: Campbea@linnbenton.edu

Campus Resources

Moodle Support

If you have questions about Moodle or need technical support, contact:

- ❖ Student Help Desk (in the Library): email student.helpdesk@linnbenton.edu
- ❖ LBCC Moodle User Support Forum: Look up answers or post questions:
<http://elearning.linnbenton.edu/mod/forum/view.php?id=2697>


Writing Center

Writing Center Website: <https://www.linnbenton.edu/writing-center>

- Use [OWL \(Online Writing Lab\)](#).

Basic Needs Statement

Any student who has difficulty affording groceries or food, or who lacks a safe and stable place to live, is urged to contact a Student Resource Navigator in the Single Stop Office (T-112): Amanda Stanley, stanlea@linnbenton.edu, 541-917-4877. The navigator can connect students to resources. Furthermore, please talk with your professor if you are comfortable doing so. This will enable them to provide any resources that they may have.



College Policies

LBCC Email and Course Communications

You are responsible for all communications sent via Moodle and to your LBCC email account. You are required to use your LBCC provided email account for all email communications at the College. You may access your LBCC student email account through Student Email and your Moodle account through Moodle.

Accessibility Statement

LBCC is committed to inclusiveness and equal access to higher education. If you have approved accommodations through the Center for Accessibility Resources (CFAR) and would like to use your accommodations in the class, please talk to your instructor as soon as possible to discuss your needs. If you believe you may need accommodations but are not yet registered with CFAR, please visit the CFAR Website for steps on how to apply for services or call 541-917-4789.

Statement of Inclusion

To promote academic excellence and learning environments that encourage multiple perspectives and the free exchange of ideas, all courses at LBCC will provide students the opportunity to interact with values, opinions, and/or beliefs different than their own in safe, positive and nurturing learning environments. LBCC is committed to producing culturally literate individuals capable of interacting, collaborating and problem-solving in an ever-changing community and diverse workforce.

Veterans

Veterans and active duty military personnel with special circumstances are welcome and encouraged to communicate these, in advance if possible, to the instructor.

